

CABINET BUILT OF ZINC COATED STEEL TO NEMA 3R SPECS. AND PRIME PAINTED. (THESE CABINETS ARE SINGLE DOOR CONSTRUCTION).



DIMENSION CHART					K.O. PATTERN
Model	"W"	"H"	"D"	Mat'l:	
SB-02402608	24.00"	26.00"	8.00"	16GA.	#2
SB-02403608	24.00"	36.00"	8.00"	16GA.	#2
SB-03003608	30.00"	36.00"	8.00"	16GA.	#3
CB/SB-030036012	30.00"	36.00"	12.00"	14GA.	#3
CB/SB-030036016	30.00"	36.00"	16.00"	14GA.	#3
SB-03603608	36.00"	36.00"	8.00"	14GA.	#4
CB/SB-036036012	36.00"	36.00"	12.00"	14GA.	#4
CB/SB-036036016	36.00"	36.00"	16.00"	14GA.	#4

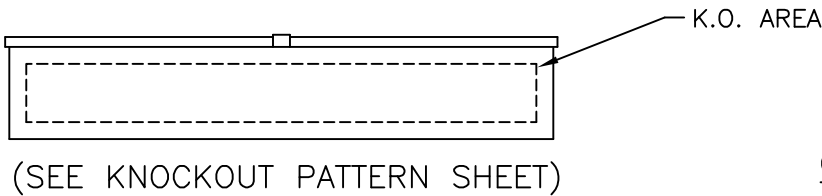
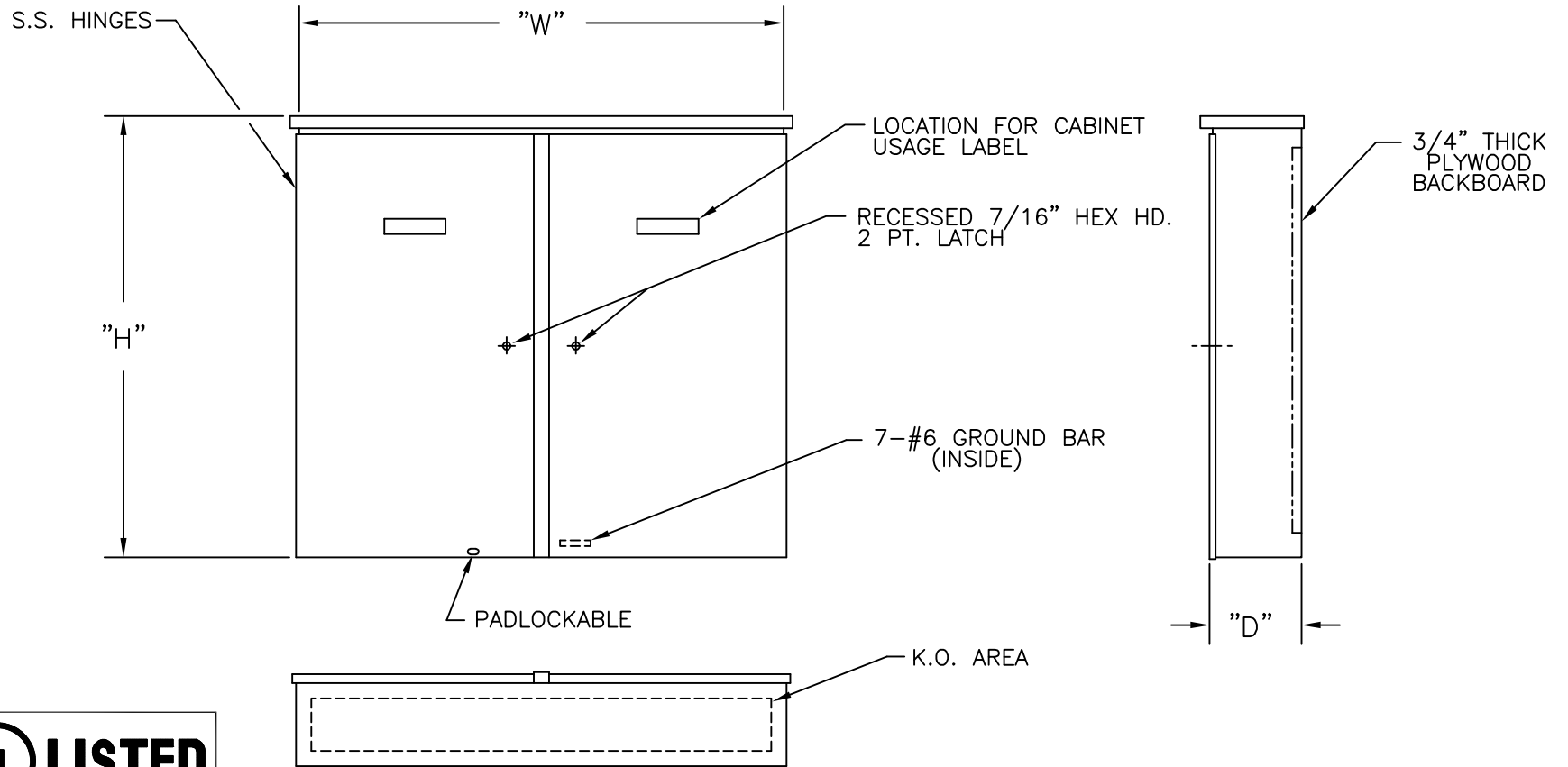
* NON-STOCK "SB" SIZES AVAILABLE UPON REQUEST

PROPRIETARY PROPOSAL

**** PROPRIETARY AND CONFIDENTIAL ****
 THIS DOCUMENT AND THE INFORMATION HEREIN IS THE SOLE PROPERTY OF SUN WEST ENGINEERING INC. DUPLICATION OF THIS INFORMATION WITHOUT PRIOR CONSENT OF SUN WEST ENGINEERING IS FORBIDDEN.

SW-3753

SUN WEST ENGINEERING, INC.
 3802 E. BROADWAY, PHOENIX, AZ 85040 (602) 275-0662
SB SERIES



CABINET BUILT OF ZINC COATED STEEL TO NEMA 3R SPECS., AND PRIME PAINTED. (THESE CABINETS ARE DOUBLE DOOR CONSTRUCTION)

DIMENSION CHART					K.O. PATTERN
Model	"W"	"H"	"D"	MAT"L.	
SB-03604208	36.00"	42.00"	8.00"	14 GA	#5
SB-04804808	48.00"	48.00"	8.00"	14 GA	#6
CB/SB-04804812	48.00"	48.00"	12.00"	14 GA	#6
CB/SB-04804816	48.00"	48.00"	16.00"	14 GA	#6
* NON-STOCK "SB" SIZES AVAILABLE UPON REQUEST					

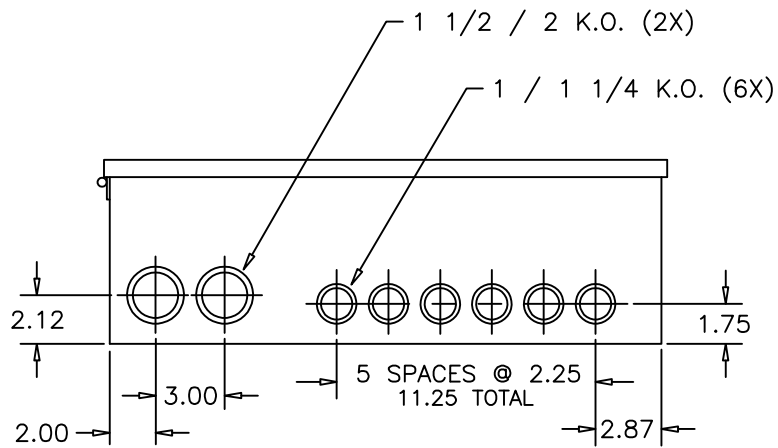
SW-3766

SUN WEST ENGINEERING, INC.

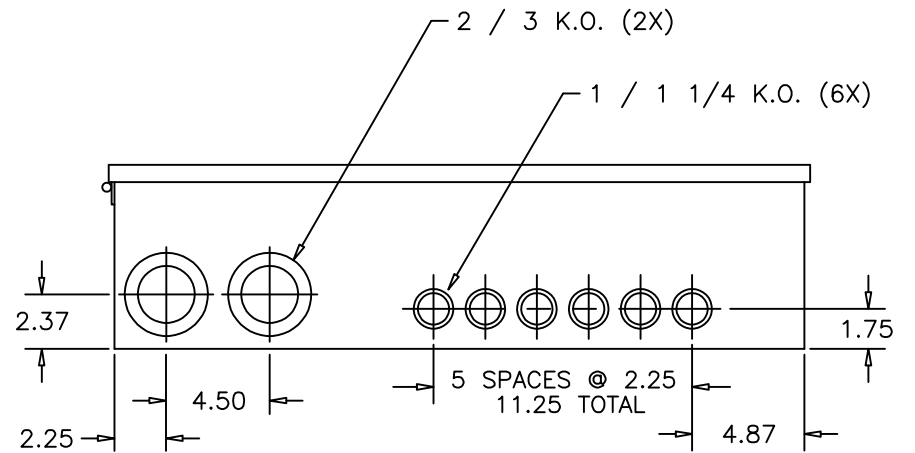
3802 E. BROADWAY, PHOENIX, AZ 85040 (602) 275-0662

SB

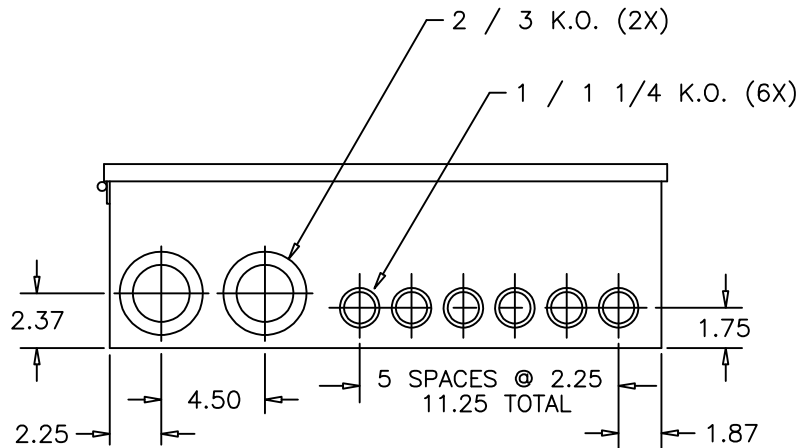
SERIES



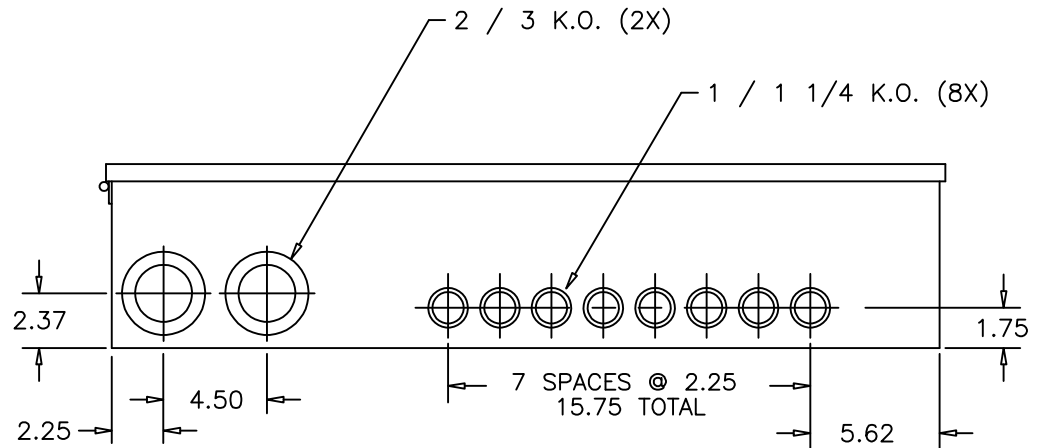
PATTERN #1



PATTERN #3



PATTERN #2



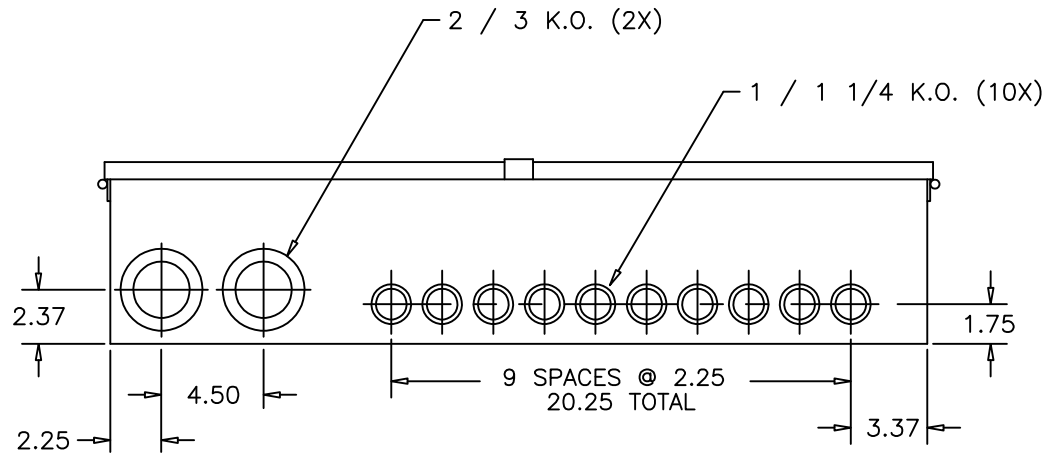
PATTERN #4

**PROPRIETARY
 PROPOSAL**

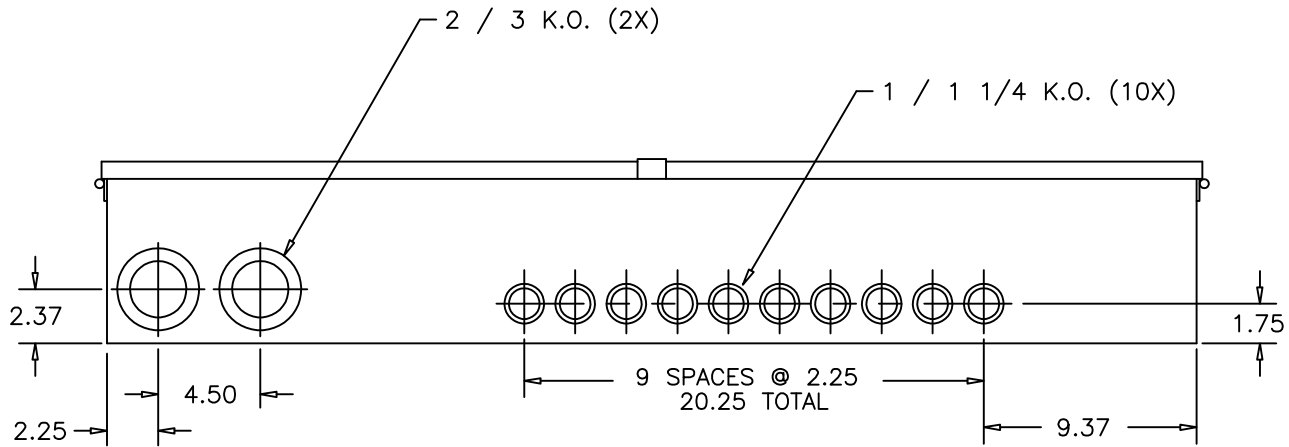
**** PROPRIETARY AND CONFIDENTIAL ****

THIS DOCUMENT AND THE INFORMATION
 HEREIN IS THE SOLE PROPERTY OF
 SUN WEST ENGINEERING INC.
 DUPLICATION OF THIS INFORMATION WITHOUT
 PRIOR CONSENT OF SUN WEST ENGINEERING
 IS FORBIDDEN.

**SUN WEST ENGINEERING INC.
 KNOCKOUT PATTERN SHEET 1
 DWG. NO. SW-442**



PATTERN #5



PATTERN #6

**PROPRIETARY
PROPOSAL**

**** PROPRIETARY AND CONFIDENTIAL ****

THIS DOCUMENT AND THE INFORMATION
HEREIN IS THE SOLE PROPERTY OF
SUN WEST ENGINEERING INC.

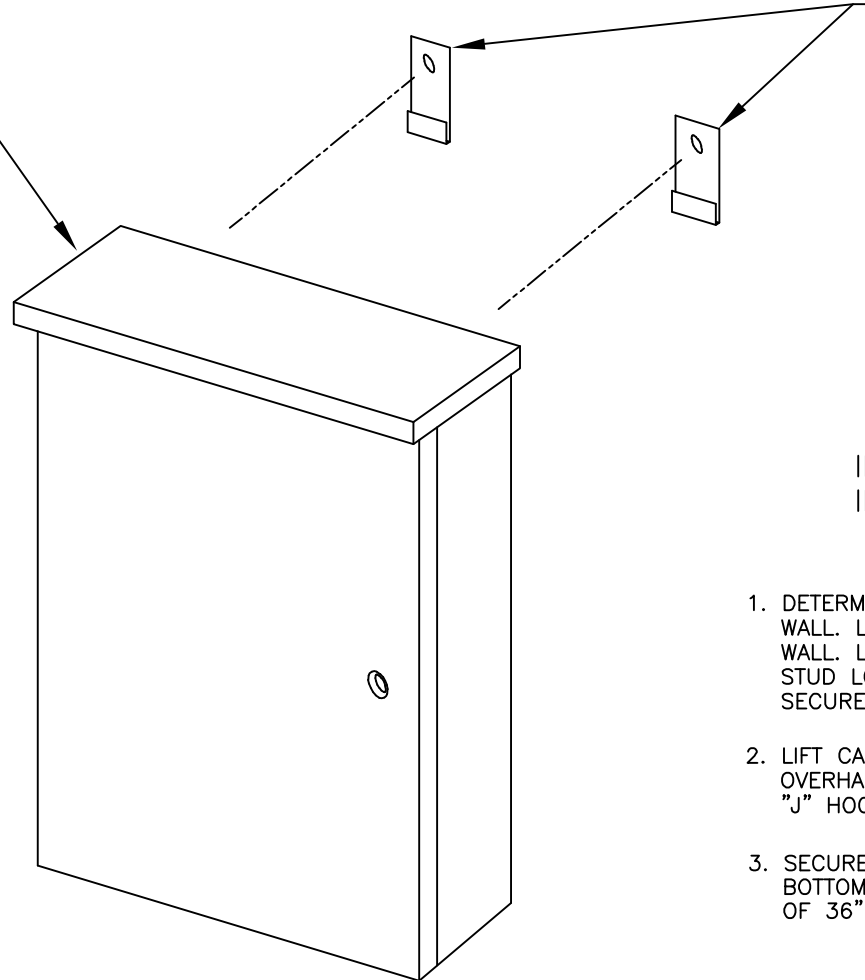
DUPLICATION OF THIS INFORMATION WITHOUT
PRIOR CONSENT OF SUN WEST ENGINEERING
IS FORBIDDEN.

**SUN WEST ENGINEERING INC.
KNOCKOUT PATTERN SHEET 2
DWG. NO. SW-443**

NOTE: IF TELEPHONE EQUIPMENT PROTECTORS ARE TO BE EMPLOYED WITHIN THIS ENCLOSURE, THEN THE APPLICABLE REGULATIONS OF THE NEC, ANSI/NFPA 70 (ARTICLE 800, SEC. C) MUST BE FOLLOWED.

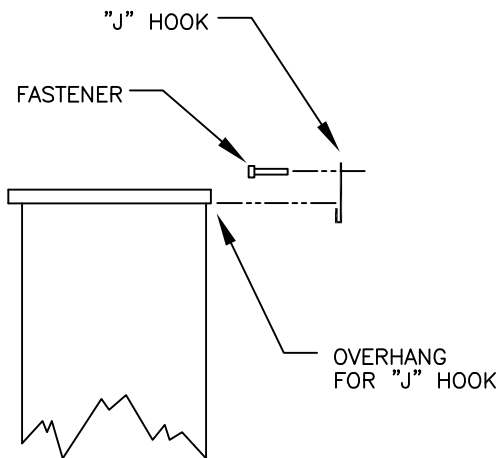
TERMINATION
CABINET

"J" HOOKS



INSTALLATION
INSTRUCTIONS:

1. DETERMINE LOCATION OF CABINET ON WALL. LOCATE POSITIONS OF STUDS BEHIND WALL. LINE UP "J" HOOKS TO MATCH STUD LOCATIONS AND FASTEN "J" HOOKS SECURELY TO WALL.
2. LIFT CABINET INTO PLACE ALLOWING OVERHANG ON REAR OF LID TO FALL INTO "J" HOOKS.
3. SECURE THE CABINET IN PLACE. BOTTOM OF CABINET SHOULD BE A MINIMUM OF 36" ABOVE FINAL GRADE.



SUN WEST ENGINEERING, INC.

3802 E. BROADWAY, PHOENIX, AZ 85040 (602) 275-0662

INSTALLATION
INSTRUCTIONS

DWG: SW-1005